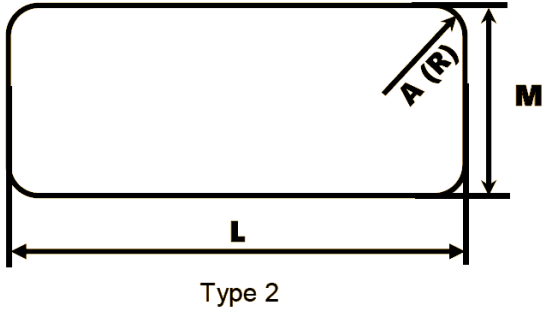
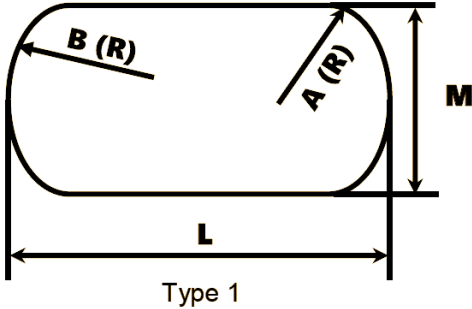


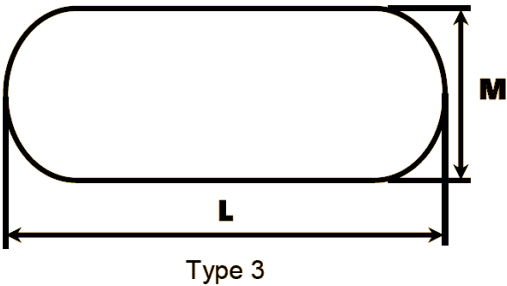


BCLIPS CORRO FASTENERS DIE CUT CHART



Dimensions are recommended and should be verified

Part Number	Type	L	M	A	B
PP400SS	1	1.65" (42mm)	1.52" (38mm)	0.125" (3mm)	2.36" (60mm)
PP400WL	1	1.65" (42mm)	1.52" (38mm)	0.125" (3mm)	2.36" (60mm)
HP403	1	1.60" (41mm)	1.48" (37.5mm)	0.09" (2.3mm)	-
HP460	1	1.85" (47mm)	1.23" (31.2mm)	0.06" (1.5mm)	-
HP511	1	1.85" (47mm)	1.43" (36mm)	0.09" (2.3mm)	-
HP601D	1	2.44" (62mm)	1.58" (40mm)	0.39" (10mm)	1.25" (32mm)
HP601S	1	2.44" (62mm)	1.58" (40mm)	0.39" (10mm)	1.25" (32mm)
HP601W	1	2.44" (62mm)	1.58" (40mm)	0.39" (10mm)	1.25" (32mm)
HP601WA	1	2.44" (62mm)	1.58" (40mm)	0.39" (10mm)	1.25" (32mm)
HP601W3	1	2.44" (62mm)	1.58" (40mm)	0.39" (10mm)	1.25" (32mm)
HP602W	1	2.44" (62mm)	1.22" (31mm)	0.125" (3mm)	-
HP602W-10mm	1	2.44" (62mm)	1.22" (31mm)	0.125" (3mm)	-
HP602W-L	1	2.44" (62mm)	1.22" (31mm)	0.125" (3mm)	-
HP603	1	2.44" (62mm)	1.22" (31mm)	0.125" (3mm)	-
PP900WP2	2	3.66" (93mm)	1.50" (38mm)	0.20" (5mm)	-
PP901WP2	2	4.2" (107mm)	1.73" (44mm)	0.20" (5mm)	-
PP902T	2	3.73" (95mm)	1.68" (42.6mm)	0.31" (7.8mm)	-



Part Number	Type	L	M
PP909WP2	3	4.25" (108mm)	1.77" (45mm)
PP606	3	3.81" (97mm)	1.63" (41.5mm)
PP700	3	3.81" (97mm)	1.63" (41.5mm)
PP906	3	3.81" (97mm)	1.63" (41.5mm)
PP907	3	4.5" (114.5mm)	1.25" (32mm)
PP908	3	3.7" (94mm)	1.18" (30mm)